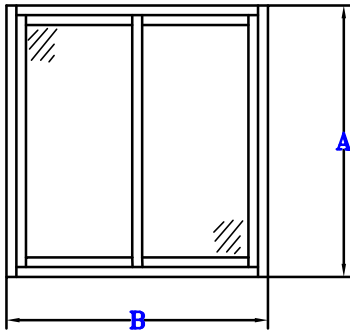


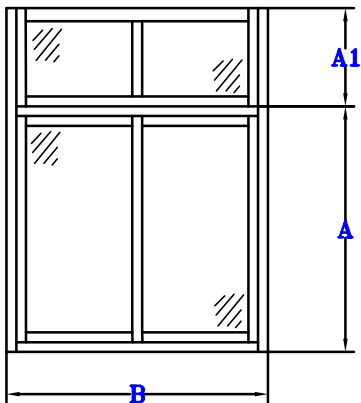
AL-27

SISTEMA DE VENTANA CORREDERA EUROPEA DE 60

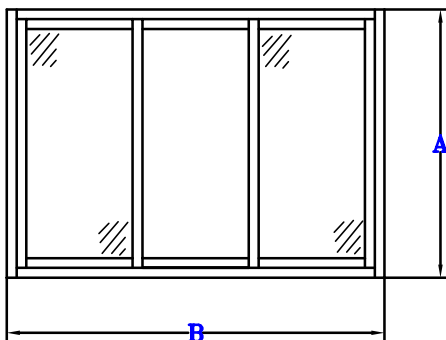
(Todas las dimensiones en mm)



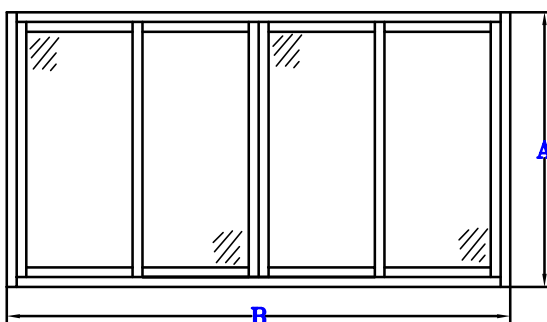
2711	Marco Superior	B-41	1 ud.
2712	Marco Inferior	B-41	1 ud.
2713	Marco Lateral	A	2 uds.
2721	Hoja Lateral	A-52	2 uds.
2722	Hoja Central	A-52	2 uds.
2723	Hoja Ruleta	(B/2)-18	4 uds.



2711	Marco Superior	B-41	1 ud.
2712	Marco Inferior	B-41	1 ud.
2713	Marco Lateral	A+A1	2 uds.
2721	Hoja Lateral	A-52	2 uds.
2722	Hoja Central	A-52	2 uds.
2723	Hoja Ruleta	(B/2)-18	4 uds.
2715	Marco Fij. Inf.	B-41	1 ud.
2716	Marco Fijo Sup.	B-41	1 ud.
2716	Marco Fijo Lat.	A1-48	2 uds.
2941	Travesaño Fijo	A1-48	1 ud.



2711	Marco Superior	B-41	1 ud.
2712	Marco Inferior	B-41	1 ud.
2713	Marco Lateral	A	2 uds.
2721	Hoja Lateral	A-52	2 uds.
2722	Hoja Central	A-52	4 uds.
2723	Hoja Ruleta	(B/3)+3	6 uds.



2711	Marco Superior	B-41	1 ud.
2712	Marco Inferior	B-41	1 ud.
2713	Marco Lateral	A	2 uds.
2721	Hoja Lateral	A-52	4 uds.
2722	Hoja Central	A-52	4 uds.
2723	Hoja Ruleta	(B/4)-5	8 uds.
2724	Ensamble Hoja	A-52	1 ud.